
ITG
TRANSPORTATION SERVICES INC.
Weekly Maritime Report
January 24, 2024
Provided as a courtesy using data and charts compiled by:
FREIGHTWAVES
SONAR

ITG | Weekly Maritime Report

PORT ACTIVITY

Weekly sum of shipments into a given port based on US Customs data for the previous week. Chart shows current volume relative to 52-week high and low.



FREIGHTWAVES SONAR

ITG | Weekly Maritime Report

PORT ACTIVITY

Week over week change in the top U.S. ports by volume and percentage.

Name	Description	Value ↓	Change	% Change
USLAX	Weekly Maritime Import Shipments by Port (Port of Los Angeles, CA)	74422	17314	30.3%
USLGB	Weekly Maritime Import Shipments by Port (Port of Long Beach, CA)	64034	10345	19.3%
USNYC	Weekly Maritime Import Shipments by Port (Port of New York/ New Jersey)	47542	-12807	-21.2%
USSAV	Weekly Maritime Import Shipments by Port (Port of Savannah, GA)	23495	-3670	-13.5%
USHOU	Weekly Maritime Import Shipments by Port (Port of Houston, TX)	19604	-2212	-10.1%
USORF	Weekly Maritime Import Shipments by Port (Port of Norfolk, VA)	18914	4684	32.9%
USTIW	Weekly Maritime Import Shipments by Port (Port of Tacoma, WA)	16788	5510	48.9%
USCHS	Weekly Maritime Import Shipments by Port (Port of Charleston, SC)	13000	1078	9.0%
USOAK	Weekly Maritime Import Shipments by Port (Port of Oakland, CA)	10982	3646	49.7%
USSEA	Weekly Maritime Import Shipments by Port (Port of Seattle, WA)	9286	748	8.8%
USMIA	Weekly Maritime Import Shipments by Port (Port of Miami, FL)	8278	-157	-1.9%
USBAL	Weekly Maritime Import Shipments by Port (Port of Baltimore, MD)	5596	-1823	-24.6%
USPEF	Weekly Maritime Import Shipments by Port (Port of Port Everglades, FL)	4549	820	22.0%
USPHL	Weekly Maritime Import Shipments by Port (Port of Philadelphia, PA)	3827	-1019	-21.0%
USJAX	Weekly Maritime Import Shipments by Port (Port of Jacksonville, FL)	2777	-217	-7.2%
USMOB	Weekly Maritime Import Shipments by Port (Port of Mobile, AL)	1918	-614	-24.2%
USBOS	Weekly Maritime Import Shipments by Port (Port of Boston, MA)	1830	126	7.4%
USMSY	Weekly Maritime Import Shipments by Port (Port of New Orleans, LA)	1759	361	25.8%
USCHT	Weekly Maritime Import Shipments by Port (Port of Chester, PA)	1301	-178	-12.0%
USTPA	Weekly Maritime Import Shipments by Port (Port of Tampa, FL)	1275	-1495	-54.0%

WEEKLY MARITIME IMPORT SHIPMENTS

Weekly Maritime shipments – Port Long Beach (green) compared to Port Los Angeles (blue)

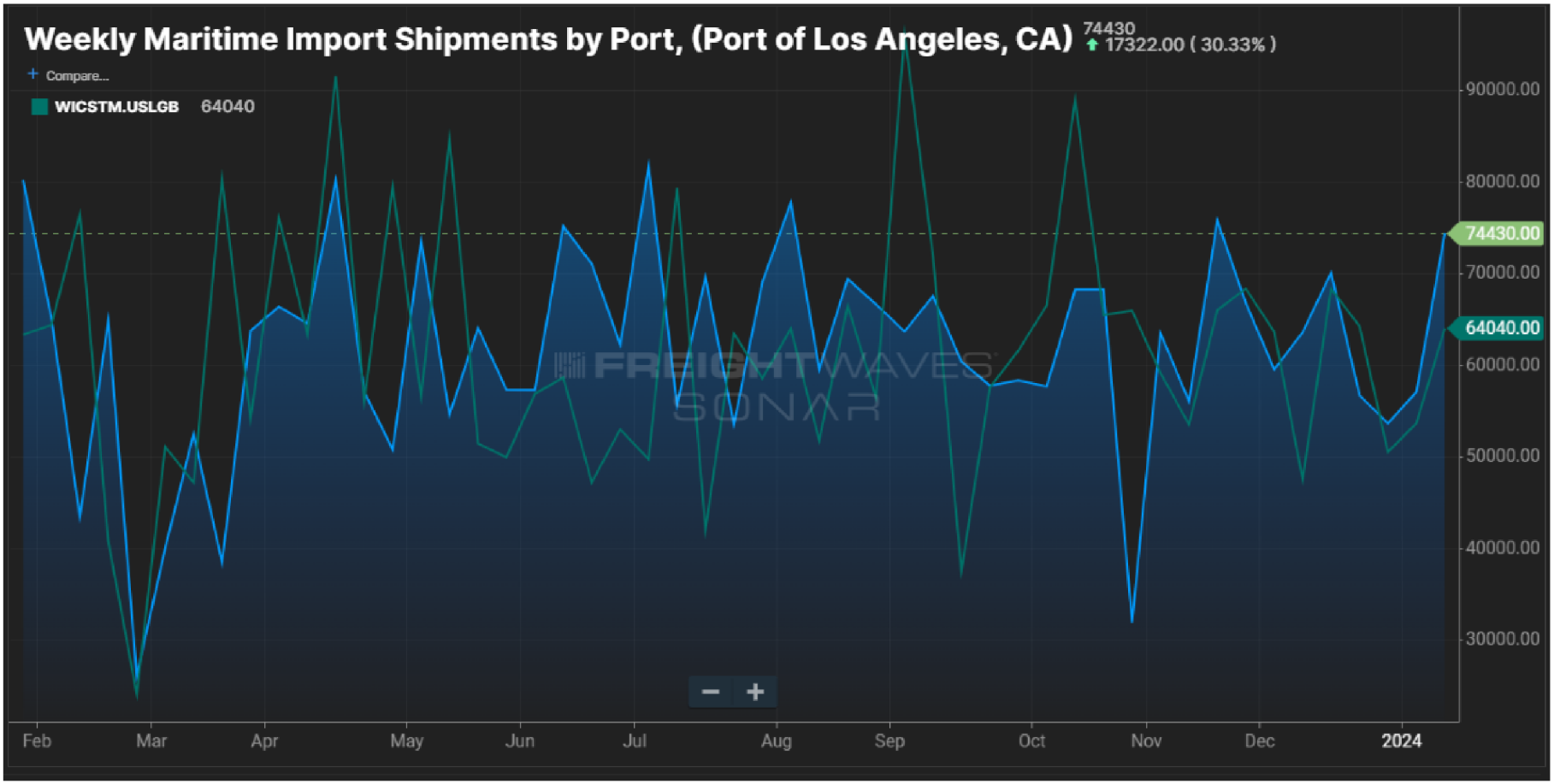

WEEKLY MARITIME IMPORT SHIPMENTS

Weekly Volumes Port of New York/New Jersey

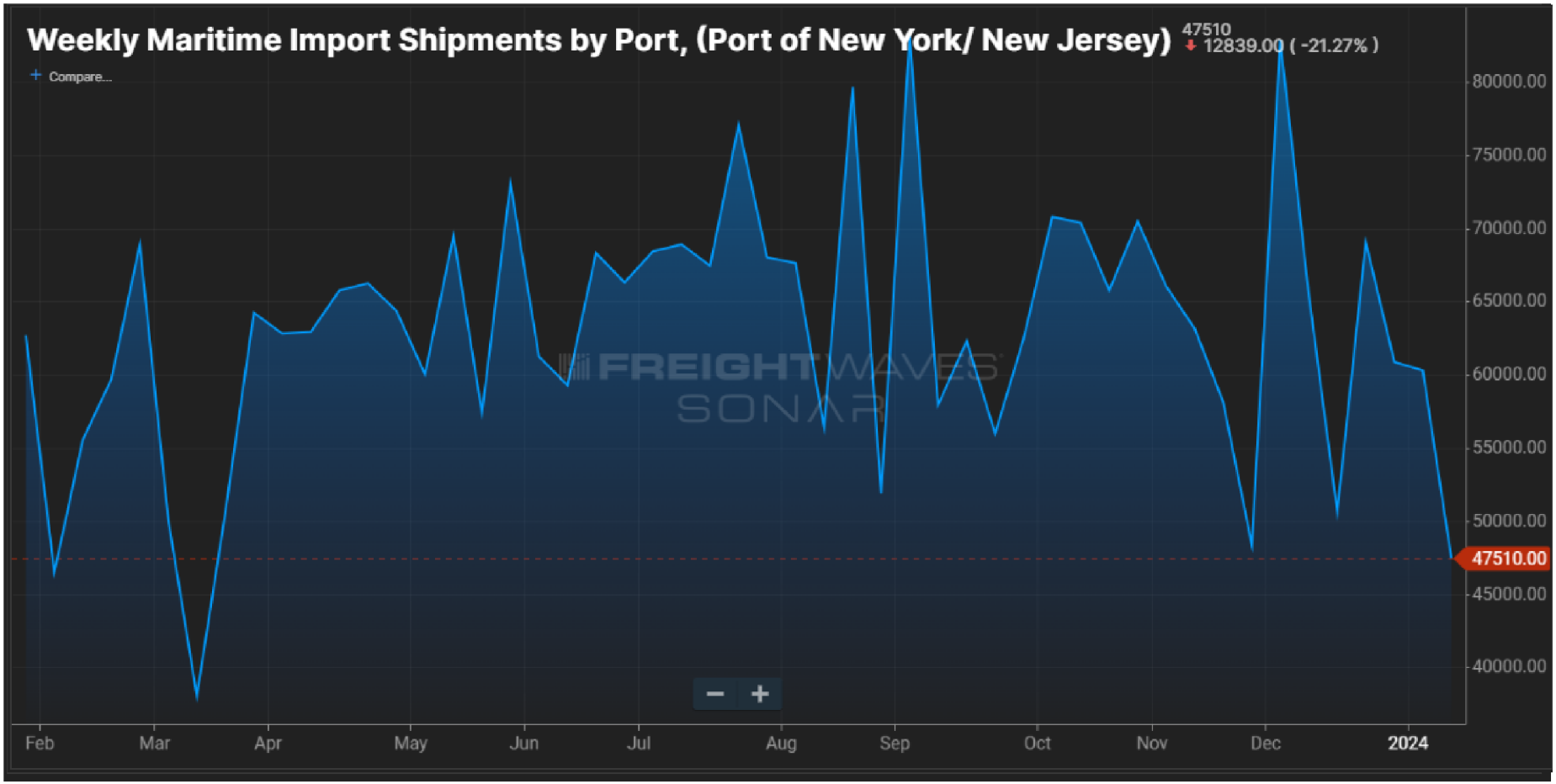

WEEKLY MARITIME IMPORT SHIPMENTS

Weekly volumes Port Savannah (blue) compared to Port Charleston (green)

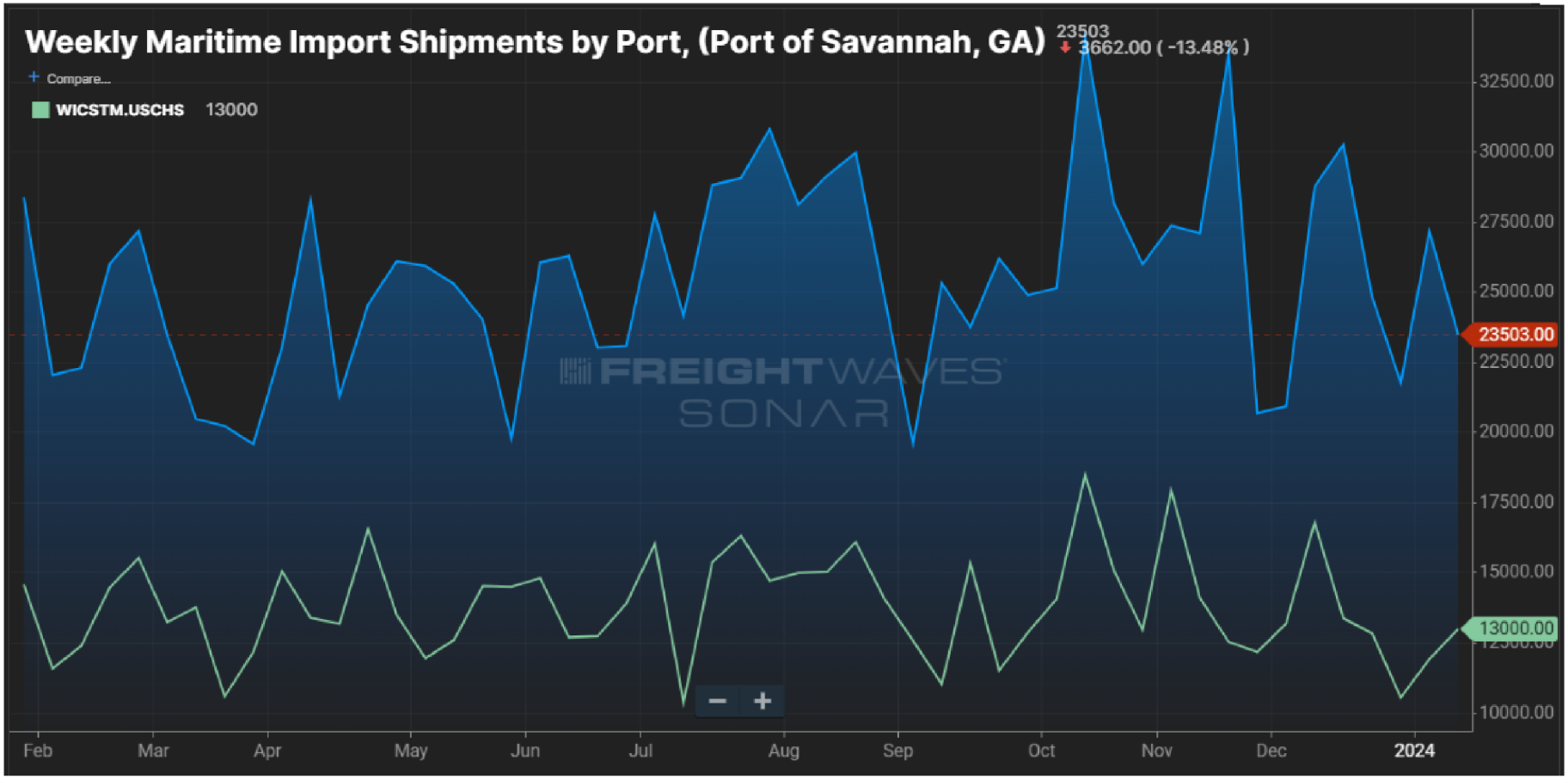

ITG | Weekly Maritime Report

WEEKLY MARITIME IMPORT SHIPMENTS

Weekly volumes Port of Houston

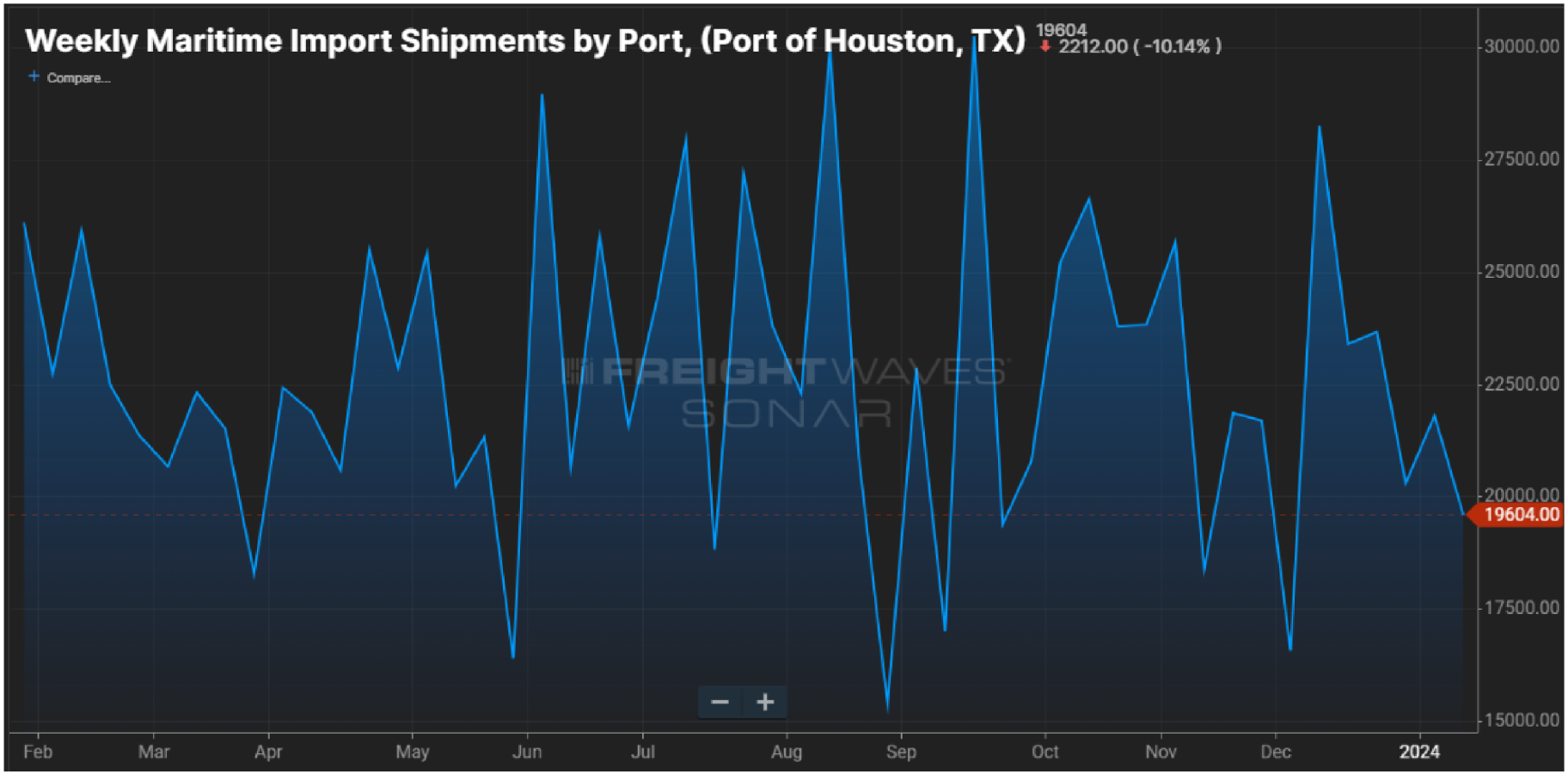

FREIGHTWAVES SONAR

ITG | Weekly Maritime Report

WEEKLY MARITIME IMPORT SHIPMENTS

Weekly volumes Port of Tacoma (blue) compared to Port of Seattle (green)

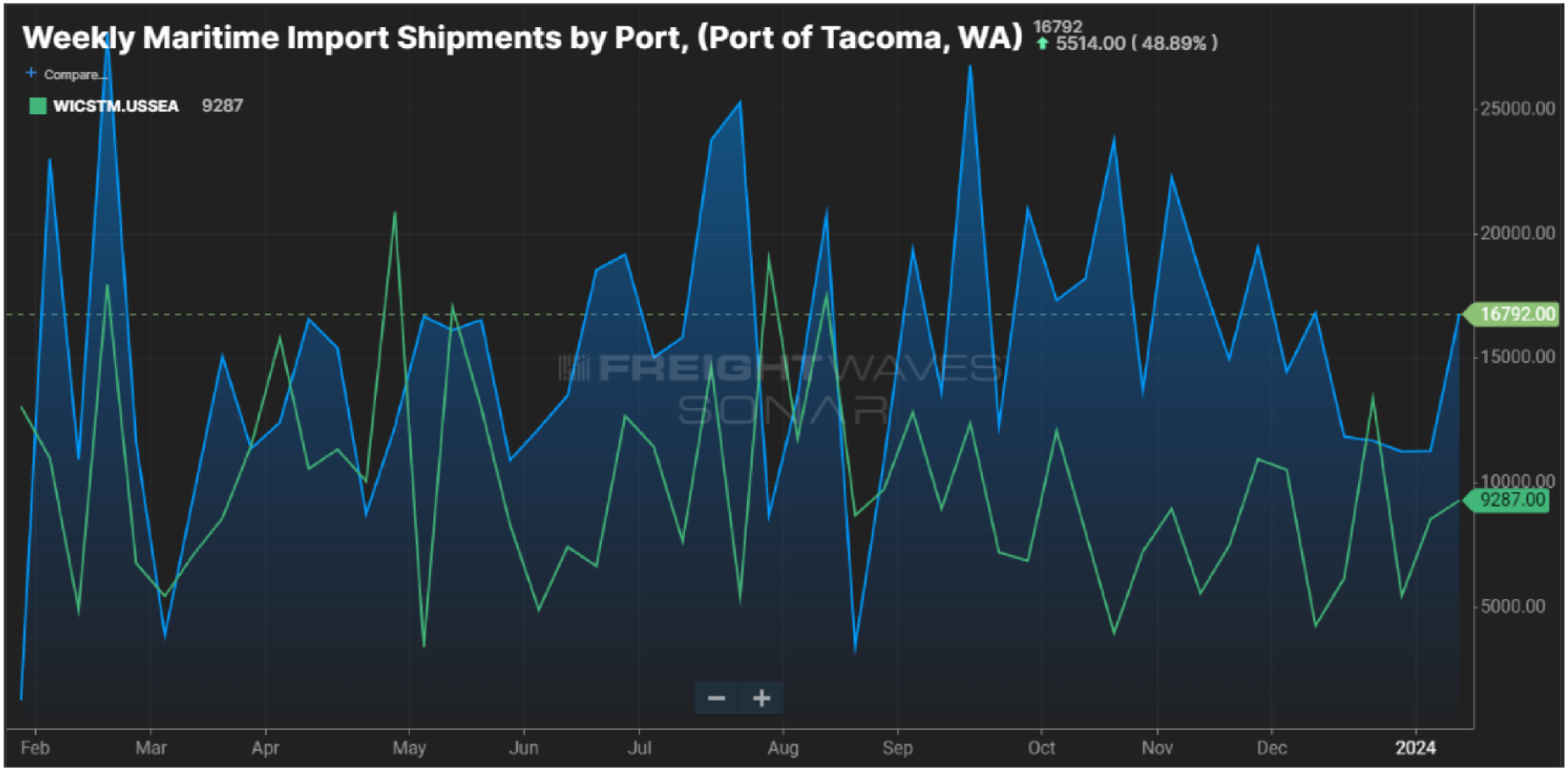

FREIGHTWAVES SONAR

WEEKLY MARITIME IMPORT SHIPMENTS

Weekly volumes Port of Oakland

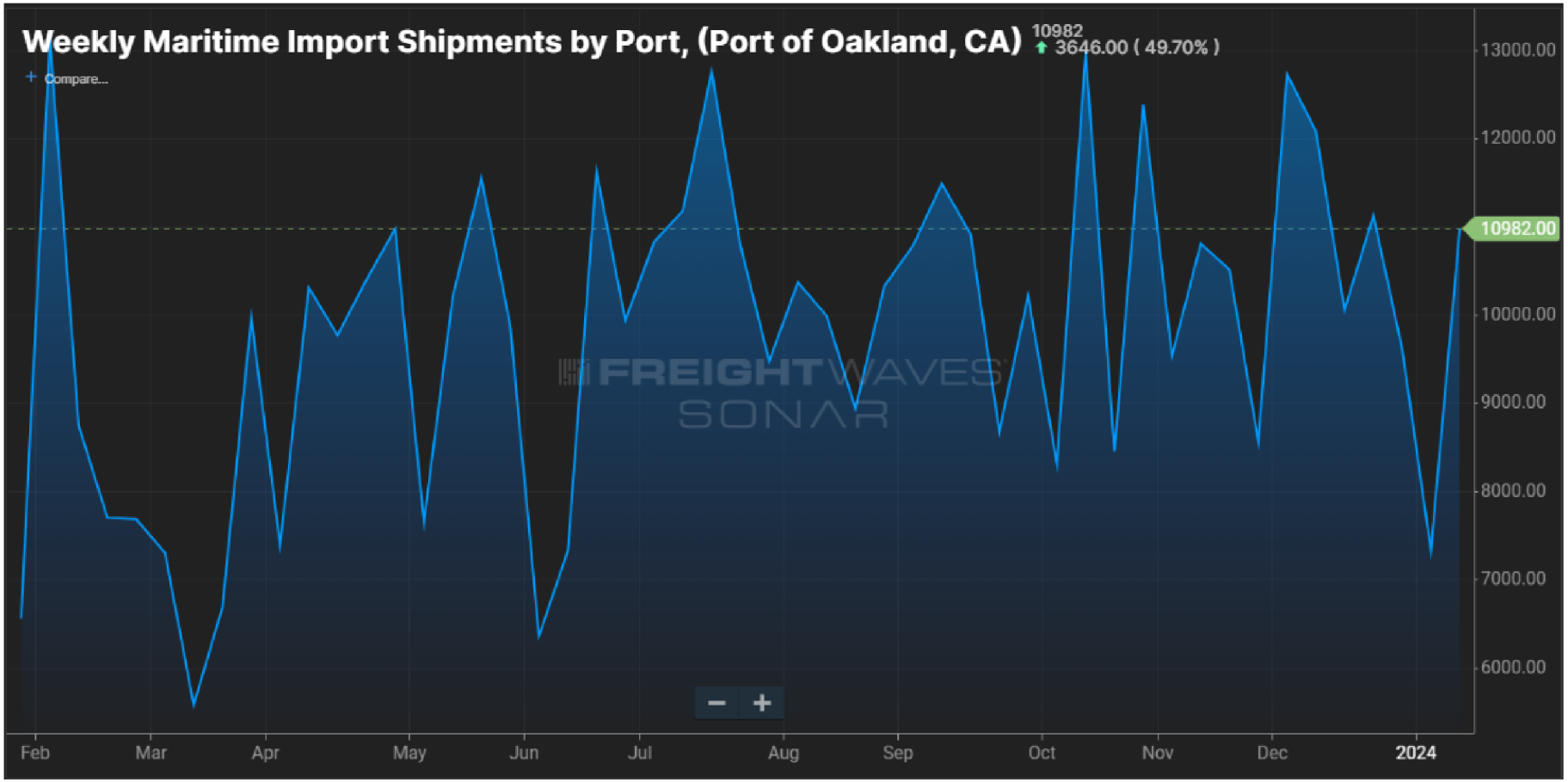

ITG
TRANSPORTATION SERVICES INC.

ITG Chicago
1500 Eisenhower Lane, Suite
100 Lisle, IL 60532
Ph: 630-725-4650

ITG Las Vegas
2360 Corporate Circle, Suite
180 Henderson, NV 89074
Ph: 702-272-2159

www.itgtrans.com

We're happy to provide information specific to your market. Just contact sales@itgtrans.com.