
ITG
TRANSPORTATION SERVICES INC.
Weekly Maritime Report
January 3, 2024
Provided as a courtesy using data and charts compiled by:
FREIGHTWAVES
SONAR

ITG | Weekly Maritime Report

PORT ACTIVITY

Weekly sum of shipments into a given port based on US Customs data for the previous week. Chart shows current volume relative to 52-week high and low.



FREIGHTWAVES SONAR

ITG | Weekly Maritime Report

PORT ACTIVITY

Week over week change in the top U.S. ports by volume and percentage.

Name	Description	Value ↓	Change	% Change
USNYC	Weekly Maritime Import Shipments by Port (Port of New York/ New Jersey)	70953	20121	39.6%
USLGB	Weekly Maritime Import Shipments by Port (Port of Long Beach, CA)	64091	-4353	-6.4%
USLAX	Weekly Maritime Import Shipments by Port (Port of Los Angeles, CA)	56723	-13412	-19.1%
USSAV	Weekly Maritime Import Shipments by Port (Port of Savannah, GA)	24847	-5457	-18.0%
USHOU	Weekly Maritime Import Shipments by Port (Port of Houston, TX)	23638	210	0.9%
USORF	Weekly Maritime Import Shipments by Port (Port of Norfolk, VA)	14516	-2006	-12.1%
USSEA	Weekly Maritime Import Shipments by Port (Port of Seattle, WA)	13402	7239	117.5%
USCHS	Weekly Maritime Import Shipments by Port (Port of Charleston, SC)	12881	-495	-3.7%
USTIW	Weekly Maritime Import Shipments by Port (Port of Tacoma, WA)	11688	-170	-1.4%
USOAK	Weekly Maritime Import Shipments by Port (Port of Oakland, CA)	11139	1037	10.3%
USMIA	Weekly Maritime Import Shipments by Port (Port of Miami, FL)	9650	703	7.9%
USBAL	Weekly Maritime Import Shipments by Port (Port of Baltimore, MD)	6887	313	4.8%
USPEF	Weekly Maritime Import Shipments by Port (Port of Port Everglades, FL)	4568	1110	32.1%
USPHL	Weekly Maritime Import Shipments by Port (Port of Philadelphia, PA)	3218	-383	-10.6%
USMOB	Weekly Maritime Import Shipments by Port (Port of Mobile, AL)	3057	-648	-17.5%

ITG | Weekly Maritime Report

WEEKLY MARITIME IMPORT SHIPMENTS

Weekly Maritime shipments – Port Long Beach (green) compared to Port Los Angeles (blue)

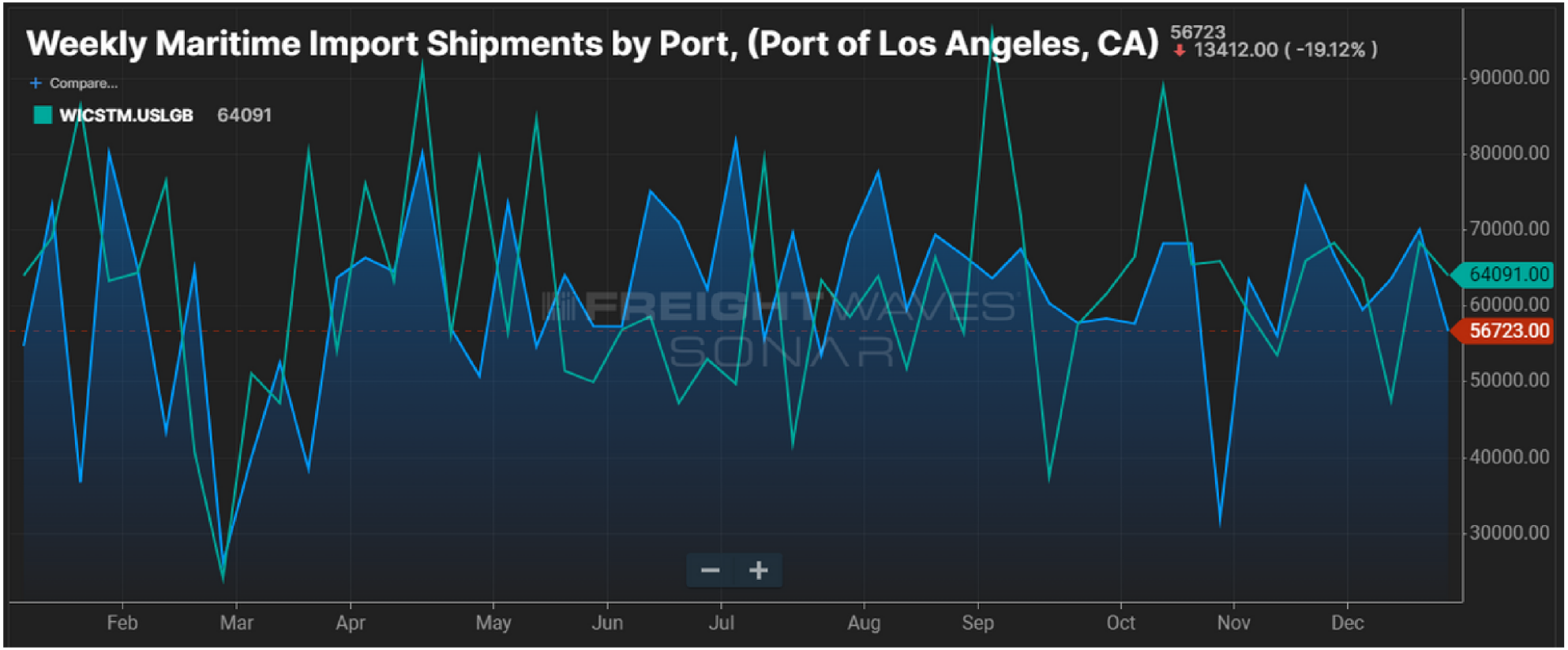

FREIGHTWAVES SONAR

WEEKLY MARITIME IMPORT SHIPMENTS

Weekly Volumes Port of New York/New Jersey

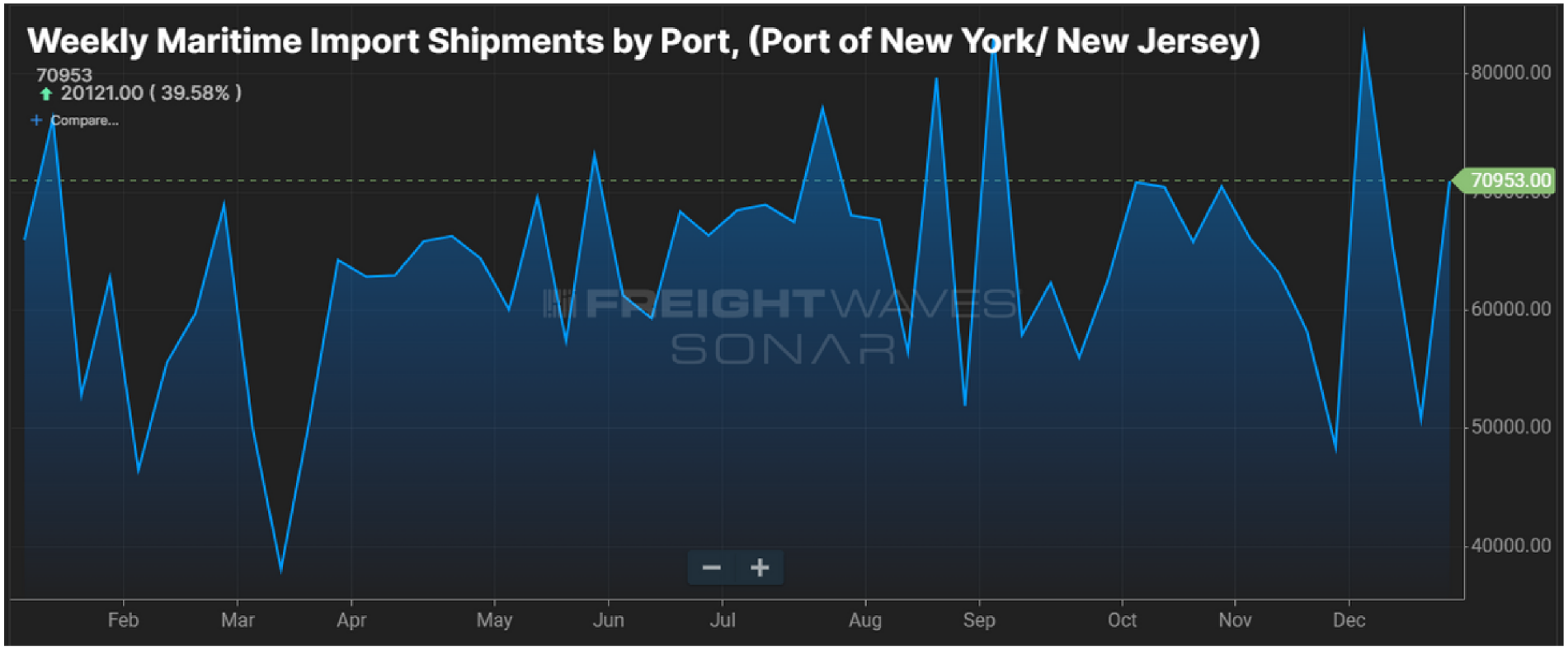

WEEKLY MARITIME IMPORT SHIPMENTS

Weekly volumes Port Savannah (blue) compared to Port Charleston (green)

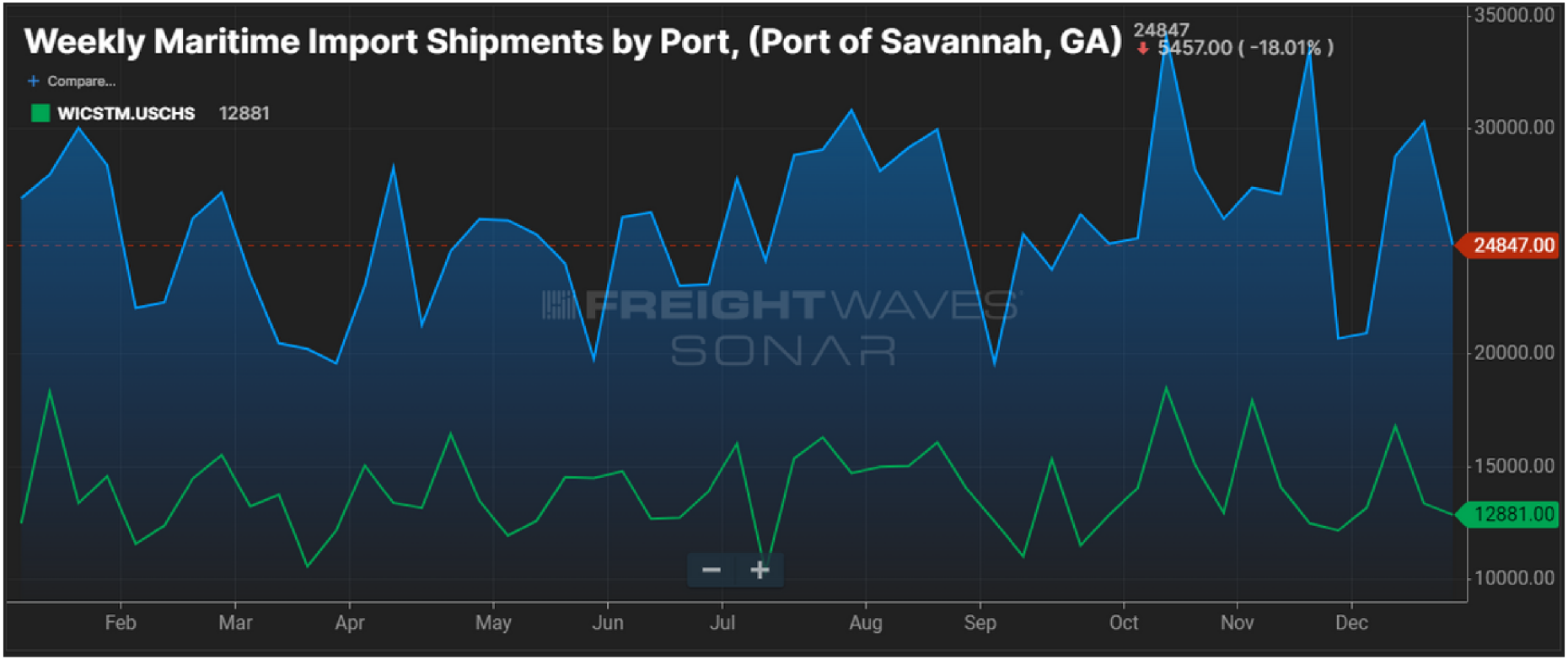

ITG | Weekly Maritime Report

WEEKLY MARITIME IMPORT SHIPMENTS

Weekly volumes Port of Houston

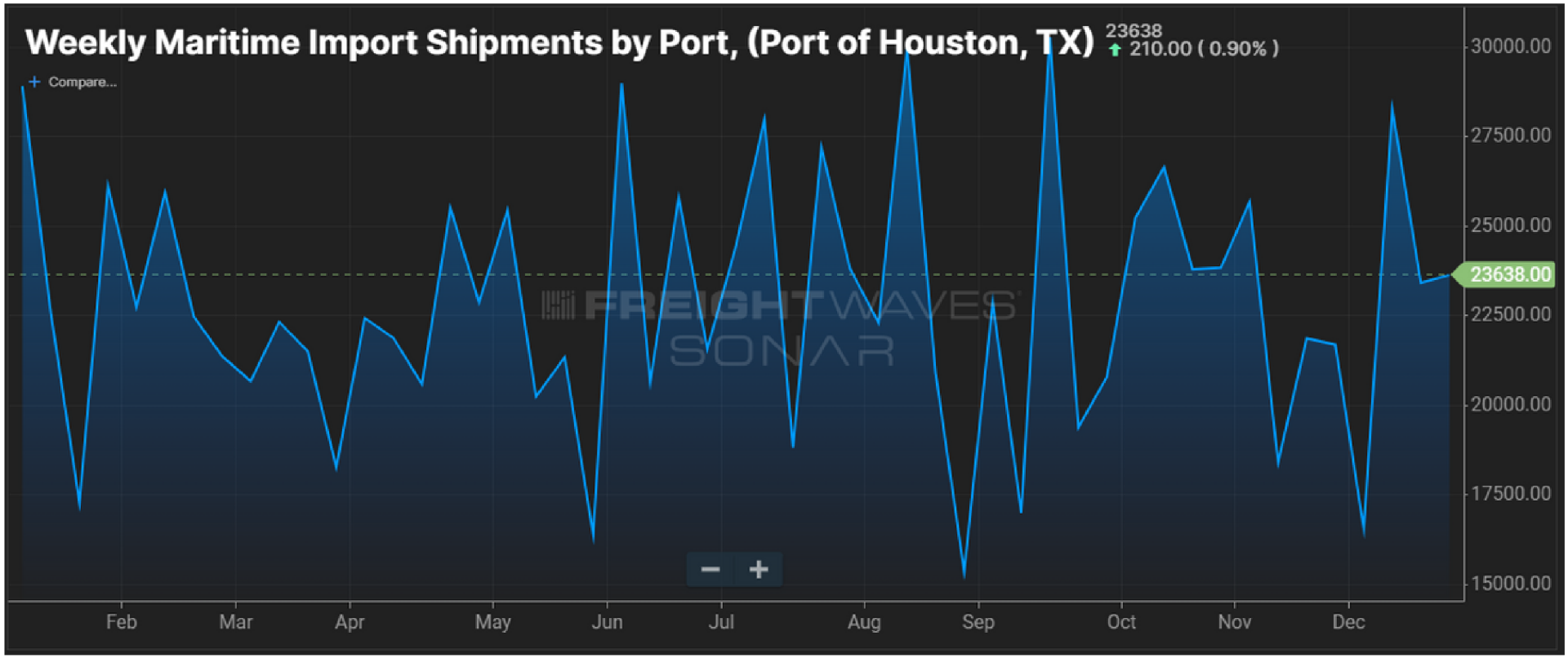

FREIGHTWAVES SONAR

ITG | Weekly Maritime Report

WEEKLY MARITIME IMPORT SHIPMENTS

Weekly volumes Port of Tacoma (blue) compared to Port of Seattle (green)

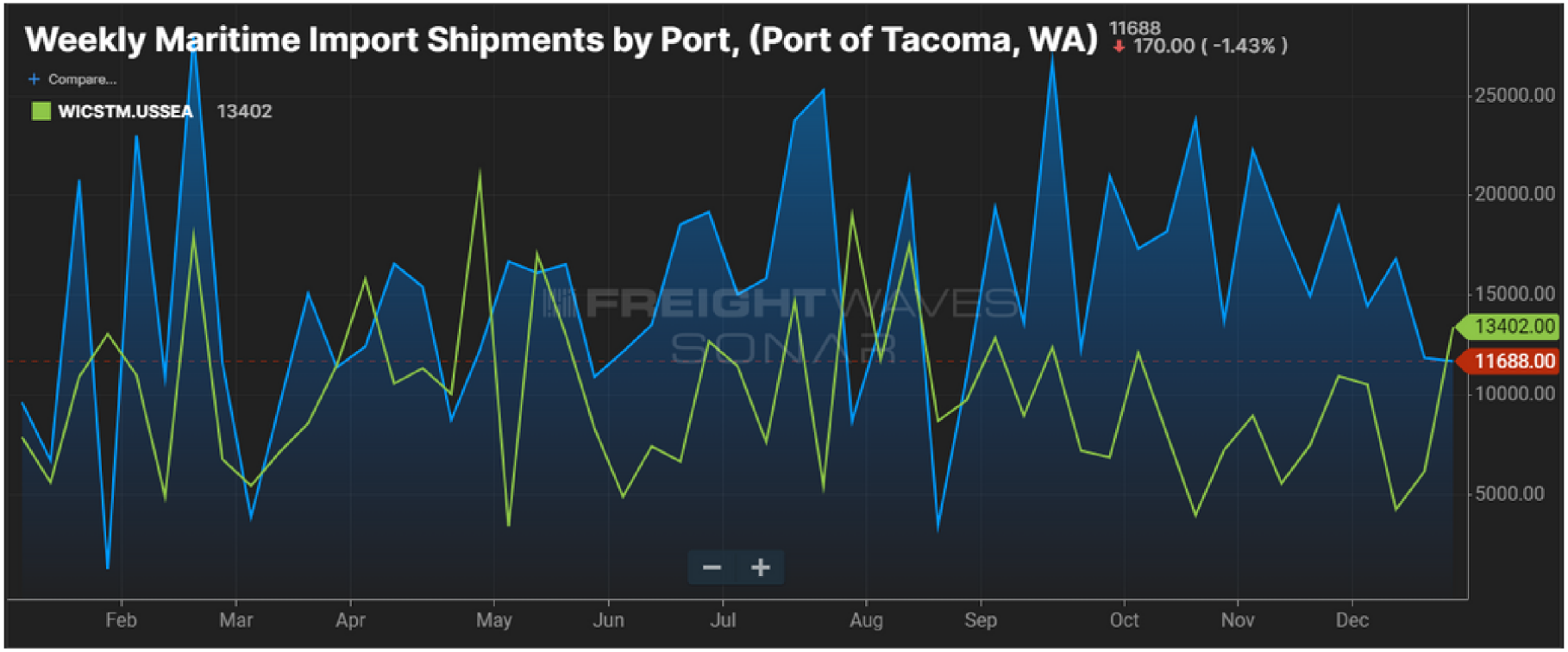

FREIGHTWAVES SONAR

ITG | Weekly Maritime Report

WEEKLY MARITIME IMPORT SHIPMENTS

Weekly volumes Port of Oakland

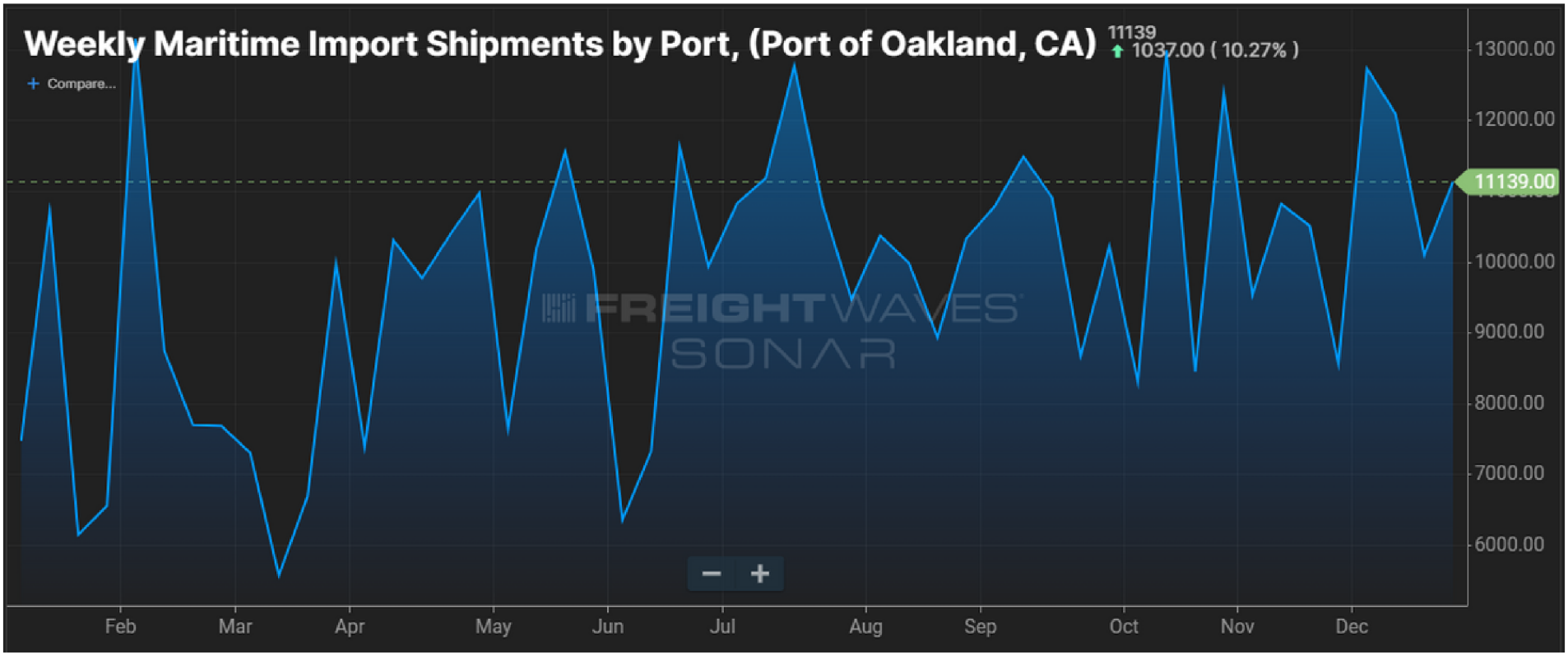

FREIGHTWAVES SONAR

ITG
TRANSPORTATION SERVICES INC.

ITG Chicago
1500 Eisenhower Lane, Suite
100 Lisle, IL 60532
Ph: 630-725-4650

ITG Las Vegas
2360 Corporate Circle, Suite
180 Henderson, NV 89074
Ph: 702-272-2159

www.itgtrans.com

We're happy to provide information specific to your market. Just contact sales@itgtrans.com.