
ITG
TRANSPORTATION SERVICES INC.
Weekly Maritime Report
January 31, 2024
Provided as a courtesy using data and charts compiled by:
FREIGHTWAVES
SONAR

ITG | Weekly Maritime Report

PORT ACTIVITY

Weekly sum of shipments into a given port based on US Customs data for the previous week. Chart shows current volume relative to 52-week high and low.



FREIGHTWAVES SONAR

ITG | Weekly Maritime Report

PORT ACTIVITY

Week over week change in the top U.S. ports by volume and percentage.

Name	Description	Value ↓	Change	% Change
USNYC	Weekly Maritime Import Shipments by Port (Port of New York/ New Jersey)	76099	29167	62.1%
USLAX	Weekly Maritime Import Shipments by Port (Port of Los Angeles, CA)	75405	898	1.2%
USLGB	Weekly Maritime Import Shipments by Port (Port of Long Beach, CA)	61133	-2903	-4.5%
USSAV	Weekly Maritime Import Shipments by Port (Port of Savannah, GA)	30447	6942	29.5%
USHOU	Weekly Maritime Import Shipments by Port (Port of Houston, TX)	24422	4789	24.4%
USORF	Weekly Maritime Import Shipments by Port (Port of Norfolk, VA)	14874	-4052	-21.4%
USCHS	Weekly Maritime Import Shipments by Port (Port of Charleston, SC)	13311	310	2.4%
USTIW	Weekly Maritime Import Shipments by Port (Port of Tacoma, WA)	11382	-5411	-32.2%
USSEA	Weekly Maritime Import Shipments by Port (Port of Seattle, WA)	9802	507	5.5%
USOAK	Weekly Maritime Import Shipments by Port (Port of Oakland, CA)	9195	-1789	-16.3%
USMIA	Weekly Maritime Import Shipments by Port (Port of Miami, FL)	8859	575	6.9%
USBAL	Weekly Maritime Import Shipments by Port (Port of Baltimore, MD)	5800	205	3.7%
USPEF	Weekly Maritime Import Shipments by Port (Port of Port Everglades, FL)	4647	80	1.8%
USPHL	Weekly Maritime Import Shipments by Port (Port of Philadelphia, PA)	3309	-520	-13.6%
USJAX	Weekly Maritime Import Shipments by Port (Port of Jacksonville, FL)	2912	140	5.1%
USMOB	Weekly Maritime Import Shipments by Port (Port of Mobile, AL)	2753	833	43.4%
USBOS	Weekly Maritime Import Shipments by Port (Port of Boston, MA)	1625	-203	-11.1%

ITG | Weekly Maritime Report

WEEKLY MARITIME IMPORT SHIPMENTS

Weekly Maritime shipments – Port Long Beach (green) compared to Port Los Angeles (blue)

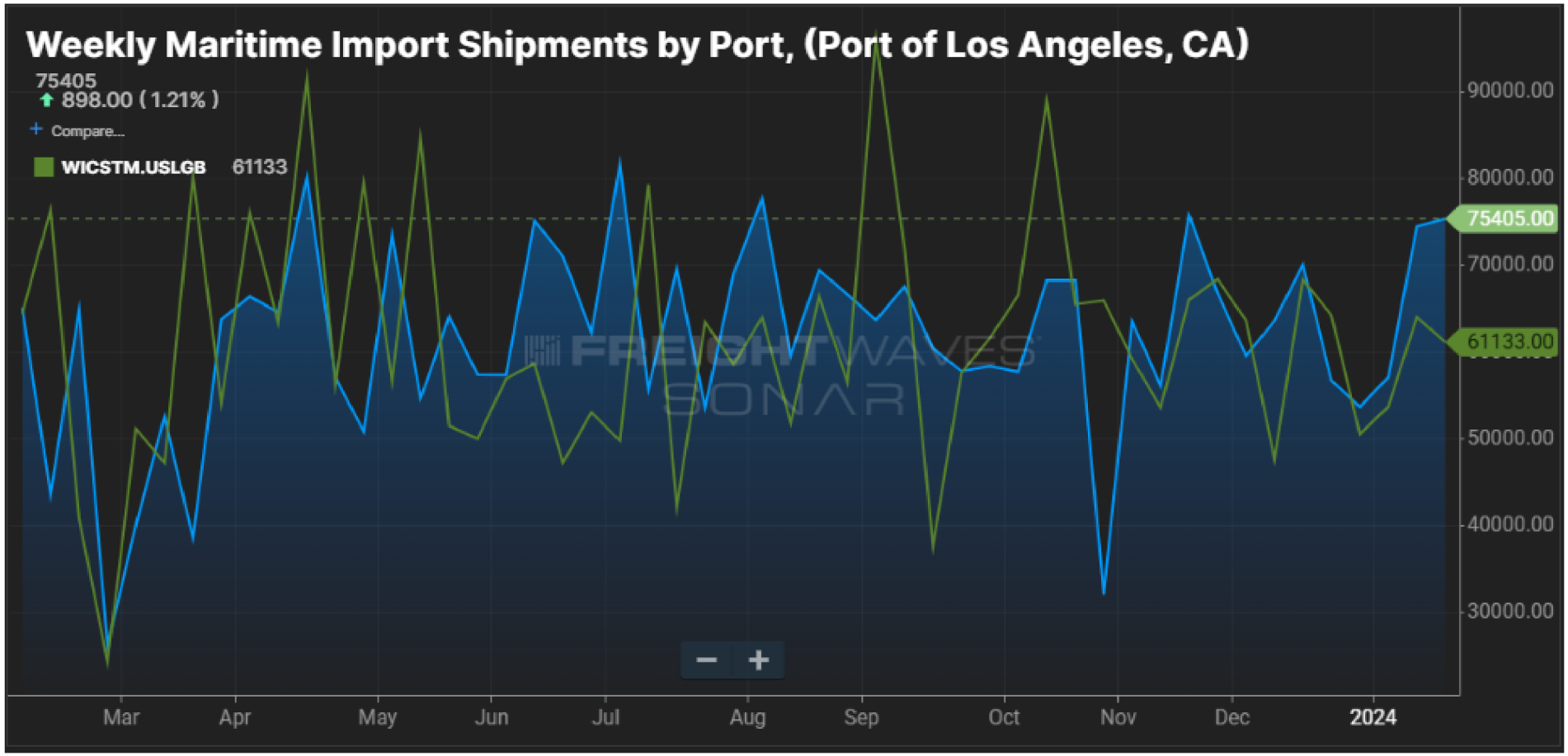

FREIGHTWAVES SONAR

WEEKLY MARITIME IMPORT SHIPMENTS

Weekly Volumes Port of New York/New Jersey

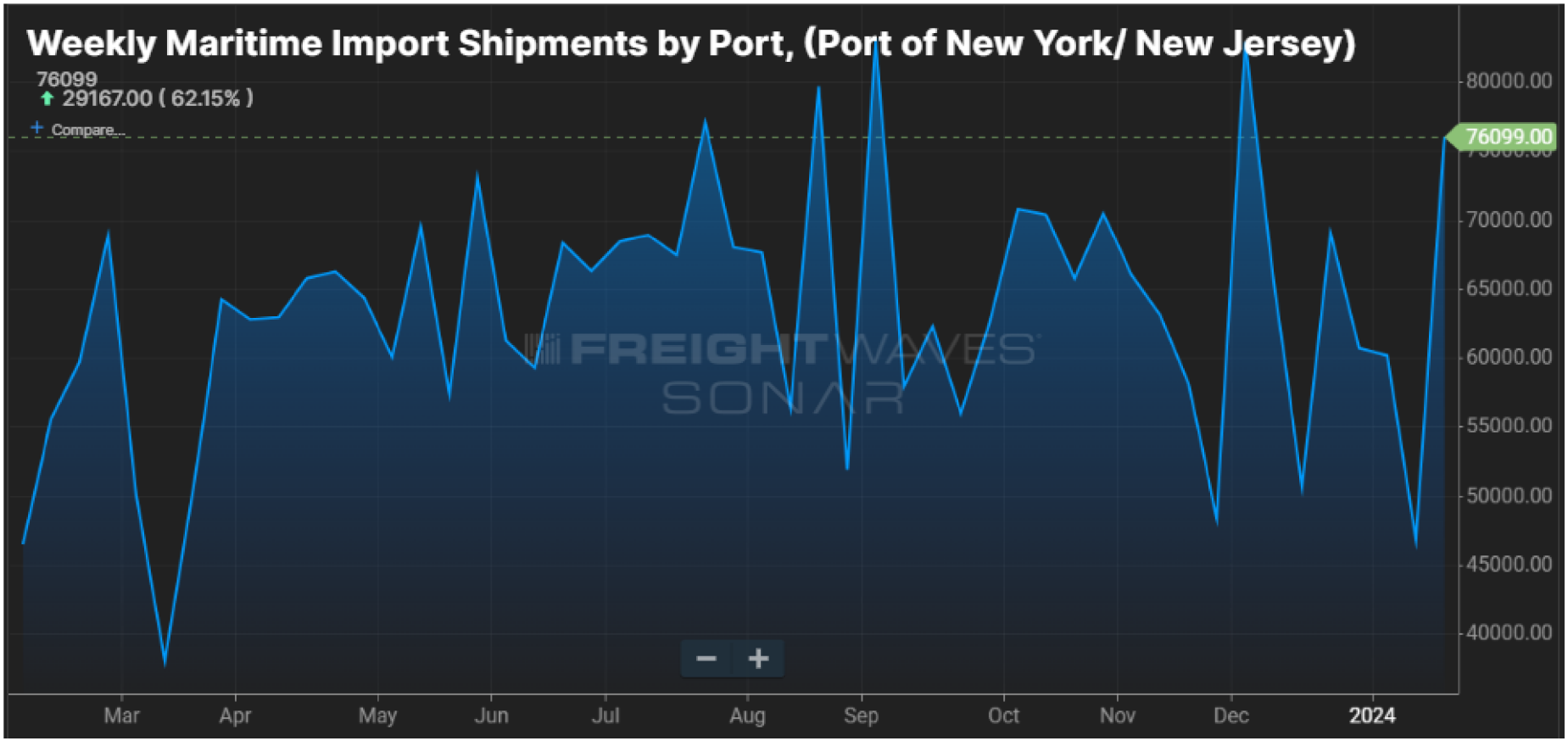

WEEKLY MARITIME IMPORT SHIPMENTS

Weekly volumes Port Savannah (blue) compared to Port Charleston (green)

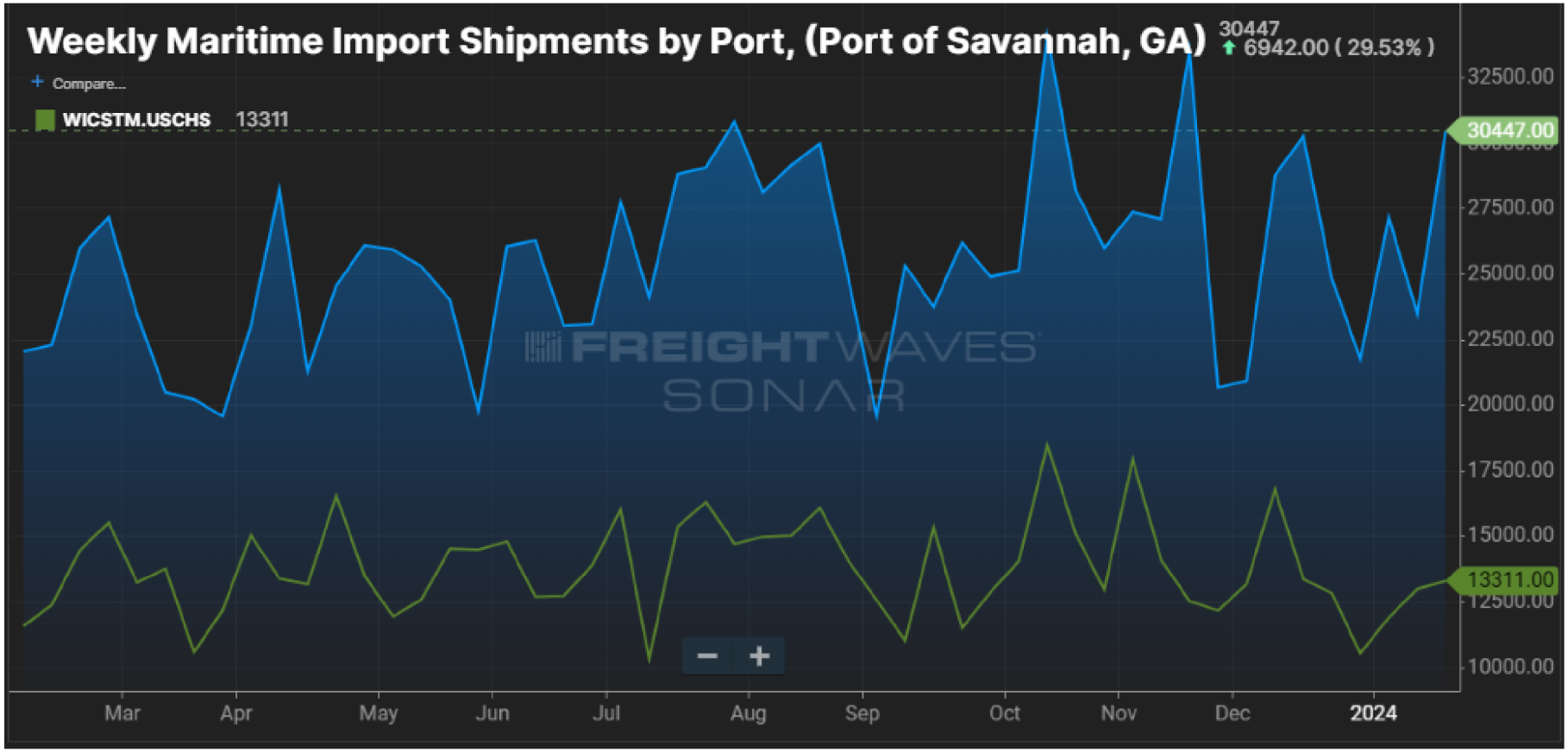

WEEKLY MARITIME IMPORT SHIPMENTS

Weekly volumes Port of Houston

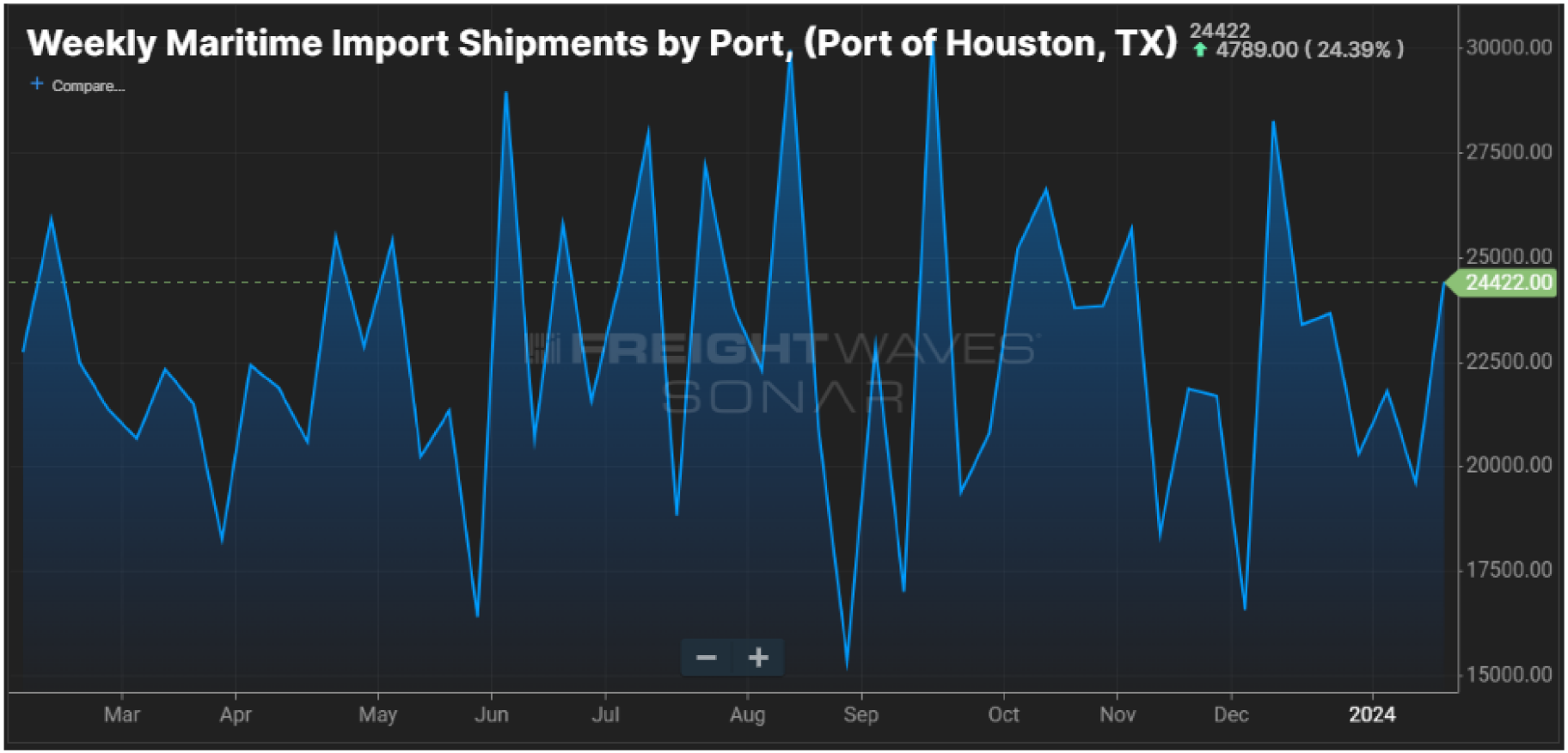

ITG | Weekly Maritime Report

WEEKLY MARITIME IMPORT SHIPMENTS

Weekly volumes Port of Tacoma (blue) compared to Port of Seattle (green)

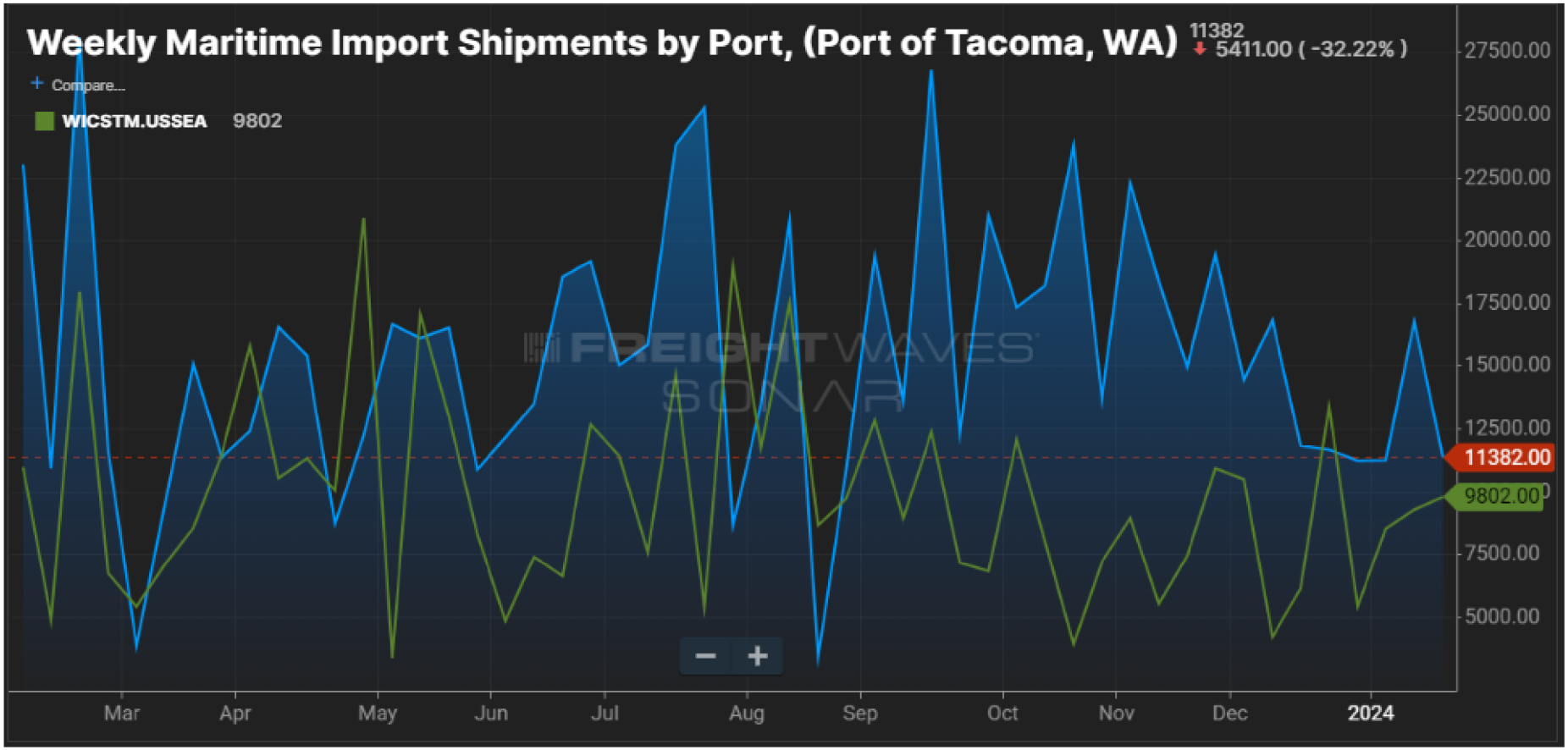

FREIGHTWAVES SONAR

WEEKLY MARITIME IMPORT SHIPMENTS

Weekly volumes Port of Oakland

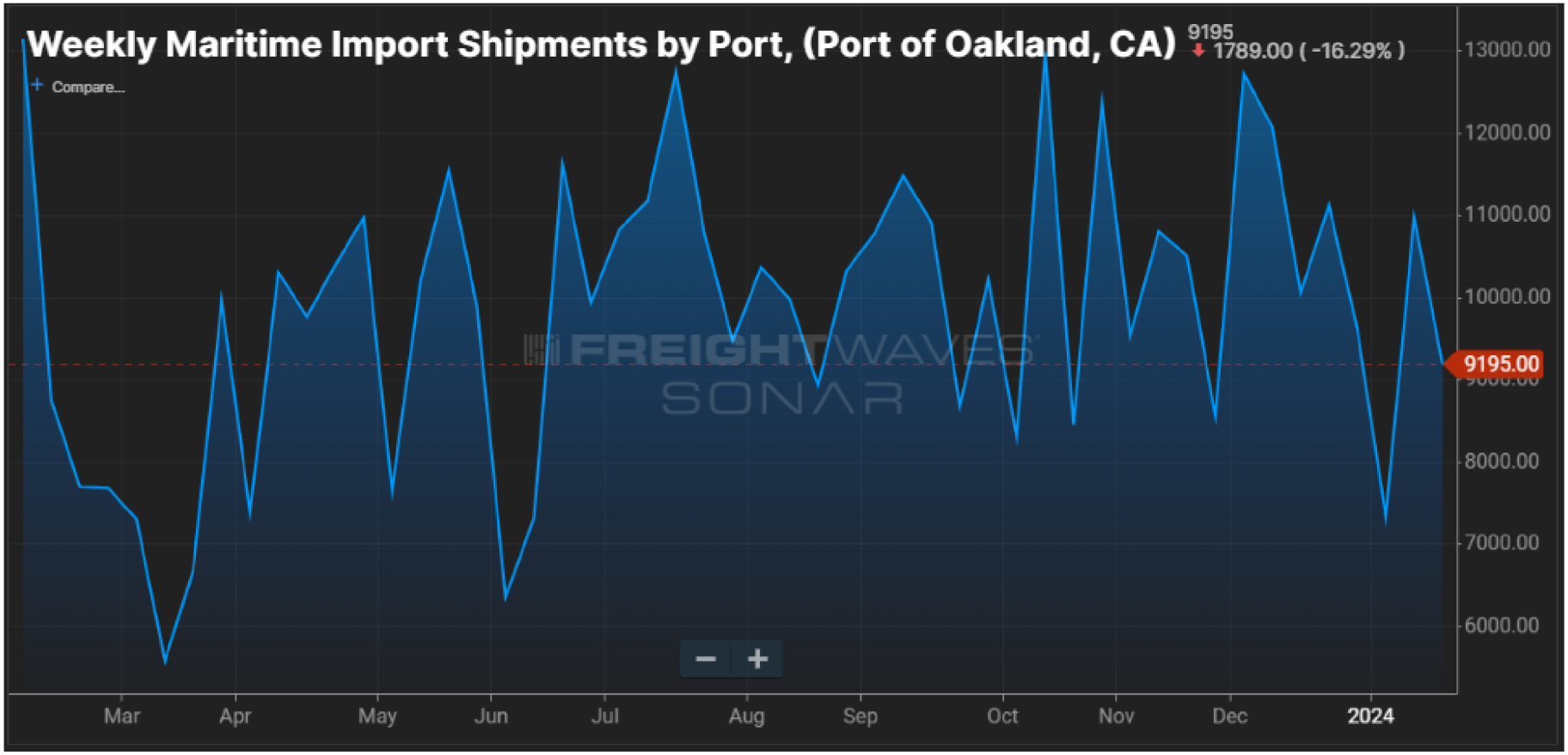

ITG
TRANSPORTATION SERVICES INC.

ITG Chicago
1500 Eisenhower Lane, Suite
100 Lisle, IL 60532
Ph: 630-725-4650

ITG Las Vegas
2360 Corporate Circle, Suite
180 Henderson, NV 89074
Ph: 702-272-2159

www.itgtrans.com

We're happy to provide information specific to your market. Just contact sales@itgtrans.com.